

EBOOK

Secrets to Gaining Visibility into Nonprofit Financials

How finance leaders can leverage
the cloud to see the full picture



Table of Contents

- 01** Reporting Challenges: The Problem Defined
- 02** Symptoms: Ten Symptoms of Inadequate Financial Reporting
- 03** Cloud Automation: Six Benefits of Cloud Automation

- 04** Achieving Real-Time Visibility: Sage Intacct for Nonprofits
- 05** Customer Success: Stories from the Cloud
- 06** Conclusion

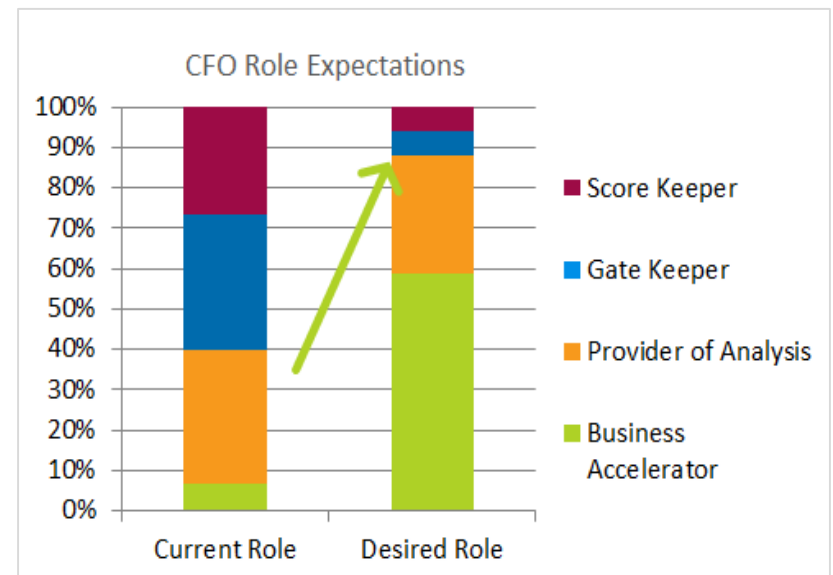
Reporting Challenges

The Nonprofit CFO — Scorekeeper or Strategic Partner?

As a nonprofit CFO, you are the keeper of financial and performance data.


You need to be able to use that information to provide rapid answers to many stakeholders, from the CEO and board to donors and funders. Nonprofit executives must leverage every insight you can glean from performance data to better support your organizations' mission in the current environment.

You and your CEO need better visibility into both financial and operational metrics, so you can make better decisions about programs, fundraising, staffing, and more. Today, as a nonprofit CFO, you are under pressure to move away from being a financial “scorekeeper” and assume a more strategic partnership in organizational intelligence and planning.



Reporting Challenges

Nonprofits Need More Timely, Insightful Financial Reporting



Nonprofits Face an Array of Reporting Challenges:

- **Stewardship and reporting by funds, grants, and donors**
- **Compliance with federal regulations and donor restrictions**
- **Board members and executives demanding greater transparency and reporting**
- **Stakeholders and staff spread across multiple locations that require real-time access**

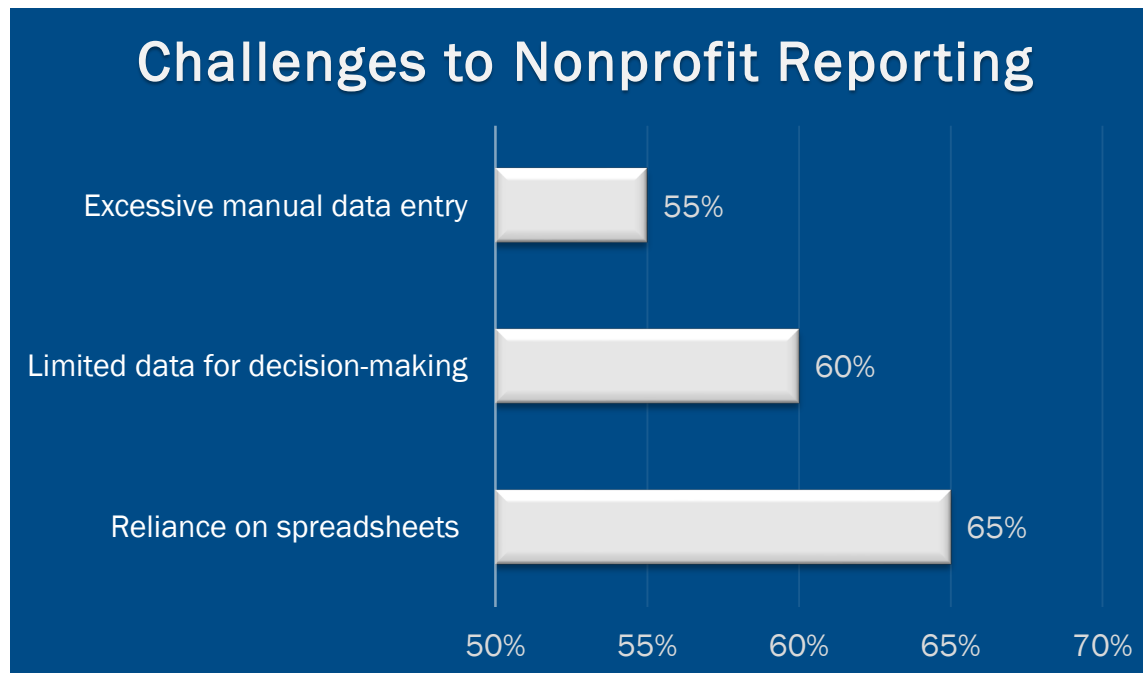
In an effort to deepen strategic impact from finance, there is a strong push to improve finance operation efficiency and effectiveness.

Nonprofits seek process automation, deep and wide visibility, and the ability to easily adapt to changing conditions. As you can see, reporting cuts across all of these strategic priorities.

Flexible reporting functionality is a top criterion for nonprofits wanting to replace an underperforming financial management solution. The right financial management and reporting solution can be a critical driver of efficiency and visibility; the wrong solution can be a critical roadblock to strategic improvement.

Reporting Challenges

Manual Processes Hinder Financial Reporting



Nonprofits often have limited IT resources and far too many manual accounting processes. Traditional reporting only provides backward-looking information about the prior month, quarter, or year.

Nonprofit financial executives need real-time reporting that can be customized by role, program, location, funding source, and more.

This quality of reporting tool is achieved through a cloud financial management solution.

Symptoms

10 Symptoms of an Inadequate Financial Reporting System



1

Reporting only looks backward because you lack the ability to see where you are right now. When Sage Intacct surveyed nonprofit finance professionals, 57% believed lack of real-time visibility into KPIs slows their ability to make decisions.¹

2

To create a packet of financials you must first manipulate the data in another tool such as a spreadsheet to make it presentable. Manual, time-consuming reporting concerned 64% of nonprofit finance professionals.²

3

Executives ask for lots of ad hoc or special reports but don't receive them in a timely manner. At the same time, the finance team is working harder than ever.

4

The lead up to board meetings is chaotic and stressful for the finance team and executives. Preparation may involve more manual data manipulation—time that could have been spent more strategically by the CFO or CEO.

5

Systems are poorly integrated, creating the need for duplicate data entry. Nearly six in ten (57%) nonprofit finance professionals felt multiple, disconnected systems cause inefficiency.³

¹ 2017 Sage Intacct Nonprofit Innovation Report

² 2017 Sage Intacct Nonprofit Innovation Report

³ 2017 Sage Intacct Nonprofit Innovation Report

Symptoms

10 Symptoms of an Inadequate Financial Reporting System



6

Department or program managers have created their own reports, outside the accounting and financial management system. Almost half (48%) of nonprofit CFOs said their staff understood the financial health of their own programs but lacked awareness of the overall organization's financials.

7

Reports contain revenue and expense information but no operational performance or outcomes. In fact, 60% of nonprofits felt moderately or highly challenged by the lack of a consistent framework for measuring and reporting impact.

8

Poor internal controls or inadequate reporting place grants and donations in jeopardy. Donors want to see impact and compliance. That's why 61% of nonprofits recently received funder requests for more information about impacts and outcomes.

9

Lack of project accounting functionality impedes management capabilities. Program managers need to be able to easily allocate expenses and revenue across programs, and see real-time performance metrics and budget-to-actuals for their programs.

10

Inability to view consolidated, multi-entity reporting deprives executives of top-level visibility. In multi-entity nonprofits, program staff needs granular details, but the CEO and board often prefer a rolled-up financial picture. A good reporting system should provide both.

⁴ Blue Avocado, "[Adding It All Up: Nonprofit CFO Study](#)," Jan Masaoka and Steve Zimmerman, October 22, 2013.

⁵ BDO, "[Nonprofit Standards, a Benchmarking Survey](#)," June 2018.

⁶ BDO, "[Nonprofit Standards, a Benchmarking Survey](#)," June 2018.

Cloud Automation

Why Nonprofits Need Best-in-Class Financial Reporting

In a Sage Intacct survey of nonprofit organizations of all sizes, more than half of respondents believed their finance teams would benefit from automation in the six key areas outlined here.

Financial management in the cloud delivers automation in all these areas, improving efficiency (so organizations can do more with less) and visibility (so executives can better lead the mission).

Six Benefits of Automation

1. **Calculation and tracking of outcome and performance metrics**
2. **Financial, operational, and managerial reporting**
3. **Month-end close and consolidations**
4. **Integration between systems**
5. **Instant drill down from dashboards and reports**
6. **Instant visibility to reporting and metrics**

Cloud Automation

What Makes Sage Intacct a Best-in-Class Financial Reporting System?



- **Chosen as the AICPA's** preferred provider of cloud-based financial applications.
- **Rated #1** in customer satisfaction among nonprofits.
- **Delivers immediate visibility** into performance with easy-to-use, real-time financial and operational reporting and dashboards.
- **Ensures control and compliance**, and reduces risk and cost with automated workflow and internal controls.
- **Enables world-class stewardship** by automating grant, fund, and donor accounting.
- **Streamlines reporting and compliance** using built-in nonprofit-specific reports and FASB and IRS compliant financial statements.
- **Provides anytime, anywhere access** for staff and volunteers, increasing finance department productivity by 30% or more.
- **Open API** allows you to integrate with other solutions.

Achieving Real-Time Visibility

Dimensional Reporting for Simplicity and Accuracy



Nonprofit finance organizations tend to review two types of reporting metrics to manage performance—financial and operational.

Financial metrics are universal, like income statements and balance sheets. Used to inform investors or regulators, organizations take a lot of care to ensure financial metrics are accurate and complete, including applying controls. But financial metrics only tell half of the organization’s story.

Nonprofits also need to track business or operational metrics, including impact and outcomes. Unlike financial metrics, business metrics are unique to your individual organization and its mission at a point in time.

Sage Intacct Financial Reporting makes it easy for you to understand and manage performance—both the “universal” financial metrics and the “unique” operational and outcomes metrics. Because every transaction in the system is tagged with key business driver attributes called “dimensions,” finance teams can sort, view, filter, and report on the specific information needed with just a few clicks of the mouse.

Achieving Real-Time Visibility

Automated Reporting of Outcomes

Susquehanna Community Health &... Health Initiative Grant

Karla Grace Help

Dashboards Favorites

Outcomes Sample Clinic Metrics 12/31/2018 All departments All funds All project and grants Clear

Patients Served

7,791

Patients per Practice Area

+7,791 vs. prior year

of Office Visits

8,121

+8,121 vs. prior year

of Clinicians

14

+14 vs. prior year

Revenue per Clinician

\$23,160

+8,121 vs. prior year

Revenue per Clinician

Patients per Practice Area

Revenue Sources

Operating Expense by Functional Category

Aggregate R&E by Clinic

	Revenue Year To Date 12/31/18 Revenues	Expenditures Year To Date 12/31/18 Expenses	Surplus or Loss	Surplus or Loss
Site Group Main	314,248.50	293,644.13		20,604.37
Total Site Group	314,248.50	293,644.13		20,604.37

Privacy Policy Copyright © 1999-2019 Sage Intacct, Inc. sage Intacct

“Thanks to the insight we have in Sage Intacct, we’ve provided new value-added services and information to our department directors that we were never able to offer before. Sage Intacct’s Dimensions really are life-changing, and the system’s reporting possibilities are endless. There isn’t anything it can’t do.”

Laurie Downey

Controller, Roman Catholic Diocese of Portland

Achieving Real-Time Visibility

Deep Visibility in Role-Based Dashboards

Once you have access to real-time metrics with the context of dimensions, you will next want to provide staff and management with the ability to gather the most relevant information together in one place and make it as easy to use and comprehend as possible. Customized dashboards display just the information needed for a specific role or a particular type of analysis.

Dashboards can contain charts, graphs and reports, as well as communication streams between staff members so they can share relevant information for collaboration.

In Sage Intacct, the finance team can easily configure dashboards, or even sets of dashboards, for any user role and set permissions to ensure that each user receives only the information that is relevant and approved for his/her role.



Achieving Real-Time Visibility

Role-Based Dashboards for Stakeholders

The dashboard displays the following metrics:

- Fundraising Expenses: 5% this year to date (-0 vs. prior year)
- Program Efficiency: 72% this year to date (+2 vs. prior year)
- Administrative Expenses: 22% this year to date (-2 vs. prior year)
- Fundraising Efficiency: \$0.18 this year to date (-\$0.03 vs. prior year)
- Average Donation: \$194 this year (+\$11 vs. prior year)

Collaborative Compliance Decisions

Karla Grace
Based on the consolidated view we've seen today, we need to address drop in usage of the community center which consumes the same facility costs as when it was at full capacity. Relocating to the west near the clinic seems like a better location to serve those in need.
[Expense to Meals over Time.png](#)
[Download png \(13 KB\) • More Actions](#)

Bill Sooner
We've identified two vacant properties in that area. We could begin talks with property owners this week.
[Like](#) at 14:11

Revenue Sources

Category	Percentage
Safe Communities	~15%
Management & General	~15%
Fundraising	~25%
Task Forces	~15%
Special Projects	~15%
Services	~15%

Statement of Revenue & Expenditures-By Dept Program - CFO View

	Services Year Ending 12/31/18		Task Forces Year Ending 12/31/18		Program Services Year Ending 12/31/18	
	Actual	Original Budget	Actual	Original Budget	Actual	Original B
Operating Revenue						
Grant	482,000.00	250,000.00	0.00	0.00	1,044.00	
Contributions						
Tuition						
Membership Dues						
Sales						
Services-Participant Fees						
Other Revenue						
Total Operating Revenue						
Expenditures						
Personnel Expenses						
Professional Fees						
Program Expenses						
Occupancy						
General and Administrative Expenses						
Advertising and Promotion						
Bad Debt Expenses						
Business Licenses and Permits						
Conferences, Conventions, and Meetings						
Depreciation						
Insurance						
Miscellaneous Expense						

Dashboards provide real-time visibility into data—along with instant drill down. Sage Intacct's role-based dashboards provide at-a-glance views of what matters most to nonprofit leaders. Financial leaders benefit from instant visibility into revenue, operational efficiency, and other key markers of financial stewardship. Program managers see metrics related to programs, locations, and budgets. Grant managers may monitor grant renewals, new awards, and funding pipelines. The development team will pay close attention to fundraising efficiency and efficacy of campaigns.

“Before, everyone was in the dark, but with Sage Intacct it’s a whole new world. Department managers can see precisely how they are doing with the click of a button... As a result, people are controlling their costs proactively, the organization’s overall expenses are down, we’re sticking to our budget, and our spend is under control.”

Alisa Brill

CFO, Paws Chicago

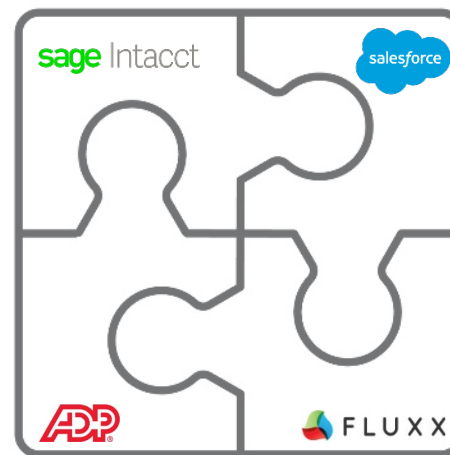
Achieving Real-Time Visibility

Wide Visibility Through Open Integration

Leverage key data from across the organization by choosing a cloud financial management solution that supports effortless integration.

Easy integration with other streams of organizational data will provide executives and other stakeholders with the ability to track statistical metrics that are central to your organization's operations and programs. Sage Intacct provides users an open API standard to enable nonprofits to integrate cloud-based systems with much less difficulty or expense than traditional software integrations.

With Sage Intacct's open API web architecture, your organization can easily integrate best-in-class solutions. So, you're free to choose business applications based on functional fit, instead of integration concerns.



“Our favorite thing about Sage Intacct is that we can quickly import files and journal entries from outside vendors like ADP for payroll and State Street for investment accounting. In minutes we can upload files right into the system, saving days that we used to spend tediously creating journal entries every month.”

Monica Emerson

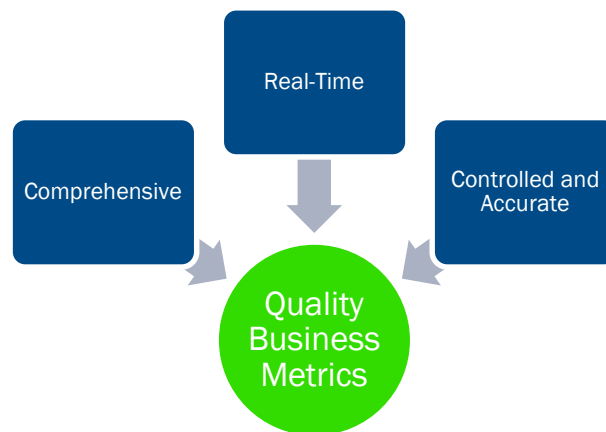
Controller, Conrad Hilton Foundation

Achieving Real-Time Visibility

Real-Time Data, Metrics, and Reports

The final key to strategic reporting is access to real-time information instead of backward-looking data. It is really all about getting quicker insight to help ensure mission success.

Real-time reporting and dashboards enable finance professionals and executives to look forward and plan, based on what's really happening in programs. With Sage Intacct, you can logon anywhere in the world and get an instant, real-time view of what matters most to your organization.



Sage Intacct makes it easy to slice and dice data for any view needed, resulting in real time, deep visibility across budgets, transactions, and operational measures. This enables executives to strengthen financial stewardship and make more proactive management decisions.

Conclusion

Get the Full Picture with Sage Intacct

In this age of free-flowing information and complete transparency, nonprofits can't afford to continue with manual reporting of financial and operational performance. The board, CEO, and CFO need timely, relevant, and accurate reports to help them steer the organization toward mission success. Donors and funders want to understand the real-world impact of the funds they donate. And staff needs to know the status of program details in order to make the right day-to-day decisions.

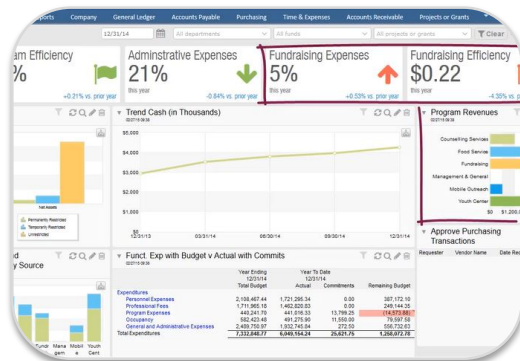
A true cloud financial management solution like Sage Intacct helps nonprofits stop looking backward and start planning forward—at every level—from program managers to executives.

Sage Intacct is purpose-built to provide easy and customizable reporting that drills down to the smallest detail and can also roll up multiple entities for a 30,000-foot view of organizational performance. At a low total cost of ownership, it delivers real-time, dimensional reporting of both financial health and operational outcomes, plus deep and wide strategic visibility across the organization thanks to open integration with other cloud systems.



Conclusion

Educational Resources to Help You Make the Right Decision



Product Introduction Video
Sage Intacct for Nonprofits
Overview

[Watch Now »](#)



Customer Success Video
Atlanta Convention & Visitors
Bureau (ACVB)

[Watch Now »](#)



**Nonprofit Accounting
Software Buyer's Checklist**
40 Essential Features of a Modern
Accounting System

[Download Now »](#)



Sage Intacct Partner

DWD Technology Group
9921 Dupont Circle Drive West, Ste 300
Fort Wayne, IN 46825
800.232.8913
www.dwdtechgroup.com